

# AGA

## 1/4" x 5/8" Fast acting glass tube fuse



Photo is representative

### Product features

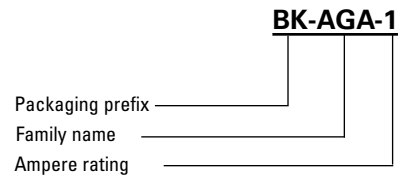
- Glass tube fast acting fuse
- Up to 250 Vac rating, 0.1 A to 30 A
- Compact 1AG footprint:  
1/4" x 5/8" (6.4 mm x 15.9 mm)
- Meets UL 248-14 standard
- Nickel-plated brass end cap construction
- Fuse accessories:  
[1Axxx fuse clips](#)

### Agency information

- UL Listed file number: E19180, Guide JDYX, (1/10 A – 3 A)
- UL Recognized, file number: E19180, Guide JDYX2, (5 A - 30A)



### Ordering part number



### Packaging prefix

**Blank-**  
5 pieces in a tin case.

**BK-**  
100 pieces in a carton.

### Electrical characteristics

Rating	% of Amp rating	Opening time
1/10 A to 30 A	100%	none
1/10 A to 30 A	135%	60 minutes maximum
1/10 A to 30 A	200%	120 seconds maximum

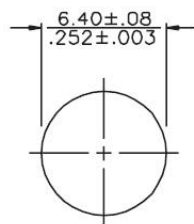
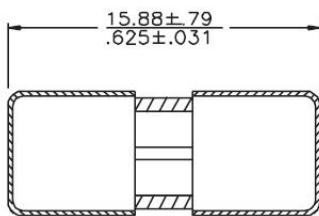
### Product specifications

Part number	Current rating (A)	Voltage (Vac)	Interrupting rating			Typical DC cold resistance <sup>1</sup>	
			250 Vac	125 Vac	32 Vac	(Ω) minimum	(Ω) maximum
AGA-1/10*	0.10	250	35 A	10,000 A	-	6.186	8.370
AGA-1/4*	0.25	250	35 A	10,000 A	-	0.649	0.879
AGA-1/2	0.50	250	35 A	10,000 A	-	0.223	0.301
AGA-3/4	0.75	250	35 A	10,000 A	-	0.116	0.157
AGA-1	1.0	250	35 A	10,000 A	-	0.088	0.119
AGA-1-1/2	1.5	250	100 A	10,000 A	-	0.057	0.076
AGA-2	2.0	250	100 A	10,000 A	-	0.038	0.052
AGA-2-1/2	2.5	250	100 A	10,000 A	-	0.027	0.036
AGA-3	3.0	250	100 A	10,000 A	-	0.022	0.030
AGA-5	5.0	125	-	200 A	1,000 A	0.013	0.017
AGA-6	6.0	32	-	-	1,000 A	0.011	0.015
AGA-7	7.0	32	-	-	1,000 A	0.008	0.011
AGA-7-1/2	7.5	32	-	-	1,000 A	0.008	0.011
AGA-10	10	32	-	-	1,000 A	0.006	0.008
AGA-15	15	125	-	100 A	1,000 A	0.003	0.004
AGA-20	20	125	-	100 A	1,000 A	0.002	0.003
AGA-25	25	125	-	100 A	1,000 A	0.001	0.002
AGA-30	30	125	-	100 A	1,000 A	0.001	0.002

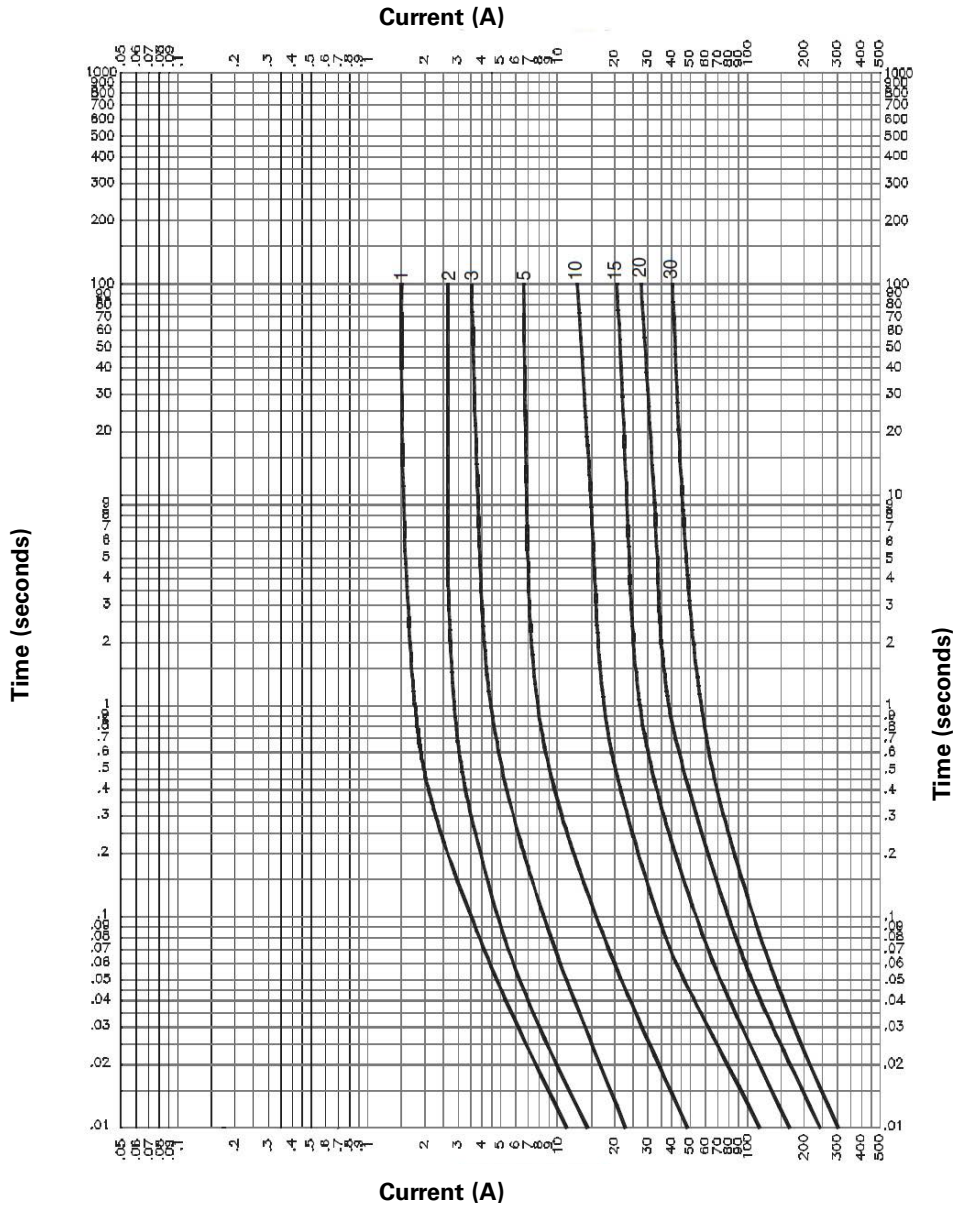
1. Typical DC cold resistance measured at <10% of rated current

\*= BK- packaging option not available

### Dimensions- mm/inch



Current vs time curve



Life Support Policy: Eaton does not authorize the use of any of its products for use in life support devices or systems without the express written approval of an officer of the Company. Life support systems are devices which support or sustain life, and whose failure to perform, when properly used in accordance with instructions for use provided in the labeling, can be reasonably expected to result in significant injury to the user.

Eaton reserves the right, without notice, to change design or construction of any products and to discontinue or limit distribution of any products. Eaton also reserves the right to change or update, without notice, any technical information contained in this bulletin.

**Eaton**  
**Electronics Division**  
 1000 Eaton Boulevard  
 Cleveland, OH 44122  
 United States  
 Eaton.com/electronics

© 2024 Eaton  
 All Rights Reserved  
 Printed in USA  
 Publication No. 2039  
 January 2024

Eaton is a registered trademark.

All other trademarks are property of their respective owners.

Follow us on social media to get the latest product and support information.

